

**OWNER'S GUIDE
AND
RULES MANUAL**



OWI-PRO.COMTM
OFFICIAL WASHER LEAGUE

CONGRATULATIONS

ON PURCHASING AN

O.W.L

OFFICIAL WASHER LEAGUE SET

COMMITMENT TO PRECISION AND STANDARDS

OWL WASHER SETS ARE THE FINEST WASHER SETS AVAILABLE ON THE MARKET TODAY. HANDCRAFTED TO DETAILED SPECIFICATIONS, EACH SET MUST PASS A PRECISE SET OF STANDARDS BEFORE IT CAN BE CONSIDERED AN OWL CERTIFIED WASHER SET.

TRANSLATION...AWESOME!

MADE FROM THE BEST...

THE WOOD USED TO MAKE YOUR OWL WASHER SET WAS HAND SELECTED BY OUR MASTER CRAFTSMEN TO ENSURE ULTIMATE PLAYABILITY.

INNOVATION

OWL WASHER SETS POSSESS AN INNOVATIVE CENTER TUBE DESIGN BY ELIMINATING "L" BRACKETS AND SCREWS, TWO VARIABLES THAT COULD AFFECT PLAY. IN ORDER TO MEET OWL'S EXACTING STANDARDS, ALL CENTER TUBES WERE PREMEASURED, MEASURED, AND RE-MEASURED... TWICE

SHELTER FROM THE ELEMENTS

OWL WASHER SETS USE HIGH QUALITY EXTERIOR LATEX PAINT PROVIDING AN EXCELLENT BARRIER TO THE ELEMENTS. THE PAINT NOT ONLY MAKES THESE SETS LOOK RAD BUT THEY ALSO DISTINGUISH THE SPECIFIC TYPE OF WASHER SET YOU ARE PLAYING (BLUE — STANDARD, RED — TOURNEY, AND BLACK — PRO).

BADGES OF HONOR

OWL WASHER SETS ARE BUILT TO BE USED! YOUR SET'S BATTLE SCARS ARE BADGES OF HONOR, A WARNING TO POTENTIAL OPPONENTS THAT YOU ARE A TRUE OWL PRO. SO GO AHEAD AND SCRATCH, SCUFF, DING, AND DENT YOUR OWL WASHER SET, YOUR SET WON'T MIND.

HAVE FUN, ENJOY GOOD COMPANY, AND KICK ASS LIKE AN OWL PRO

THANK YOU FOR CHOOSING OWL

SPECIFICATIONS

STANDARD-BLUE SET

OUTER DIAMETER-17"

INNER DIAMETER-14"

TOURNEY-RED SET

OUTER DIAMETER-16"

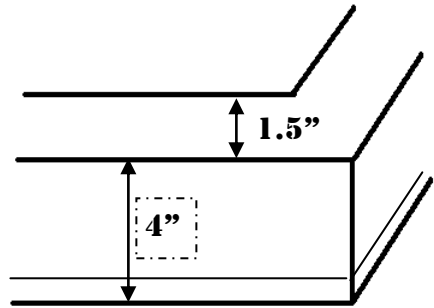
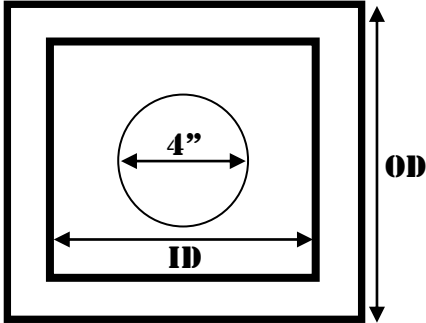
INNER DIAMETER-13"

PRO-BLACK SET

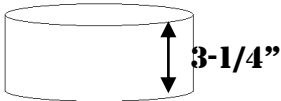
OUTER DIAMETER-15"

INNER DIAMETER-12"

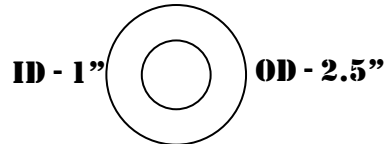
THE BOX



THE TUBE



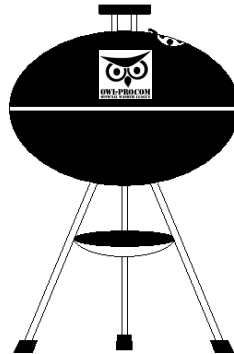
THE WASHER



BEVERAGE*



GRILL*



*FUN JUICE AND GRILL
NOT INCLUDED

THE GAME

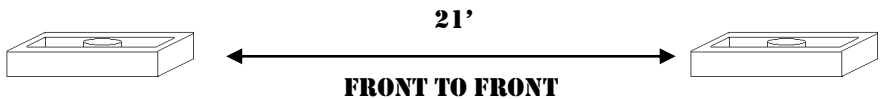
THE OBJECTIVE

TO HAVE FUN!!! SECOND OBJECTIVE IS TO BE THE FIRST TEAM TO REACH 21 (STANDARD AND TOURNEY. PRO EDITION PLAYS TO 17). IF YOU GO OVER THE POINT OBJECTIVE, YOU MESSED UP, AND MUST GO BACK TO YOUR PREVIOUS SCORE.

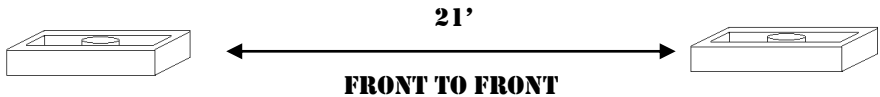
SETTING UP THE GAME

FIRST YOU MUST POSITION YOUR BOX

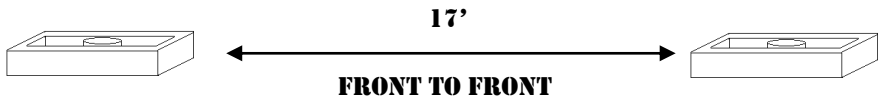
STANDARD - BLUE SET



TOURNEY EDITION - RED



PRO EDITION - RED SET



(HINT-THE DISTANCE = POINT OBJECTIVE)

TEAM SET UP

TEAMMATES STAND AT OPPOSITE WASHER SETS

WHO THROWS FIRST

EACH PLAYER THROWS A WASHER. THE CLOSEST TO THE CENTER TUBE GOES FIRST. IF MORE THAN ONE PLAYER HITS A *"CUPPER", THEN THOSE PLAYERS THROW AGAIN TO DECIDE WHO RECEIVES HONORS/GOES FIRST.

***CUPPER- WHEN YOUR WASHER GOES IN THE CENTER TUBE. TYPICALLY YOU SCREAM, DANCE, OR TALK TRASH WHEN THIS HAPPENS**

THE RULES

THROWING AT THE SAME BOX, THE FIRST PLAYER THROWS ALL THREE WASHERS, FOLLOWED BY THEIR OPPONENT. ONCE ALL 6 WASHERS HAVE BEEN THROWN, POINTS ARE TALLIED, AND THE TEAM WITH THE MOST POINTS HAS HONORS. STILL WITH ME?? IF NO ONE SCORES IN A ROUND, THE TEAMMATE OF THE PERSON WHO THREW LAST, STARTS THE NEXT HALF ROUND/ ROUND. "FOLLOW YOUR PARTNER" SCENARIO. A ROUND IS WHEN BOTH SIDES/ BOXES HAVE THROWN THEIR WASHERS. A HALF ROUND IS WHEN ONLY ONE SIDE HAS THROWN THEIR WASHERS

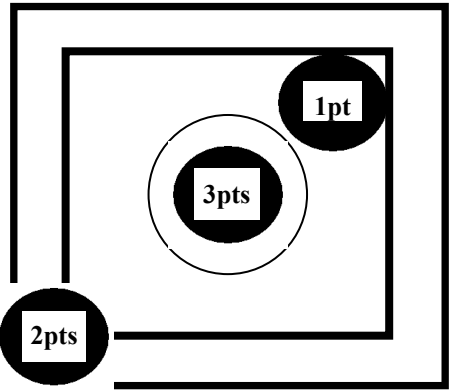
SCORING

5 PTS FOR A "CUPPER HANGER"

3 PTS FOR A "CUPPER"

2 PTS FOR A "HANGER"

1 PT FOR "IN THE BOX"
NO POINTS FOR A SKIP INTO THE BOX



CANCELLATION

SCORING

IF YOUR OPPONENT SCORES 1 POINT BY THROWING INTO THE BOX, YOU MUST THEN THROW 2 WASHERS INTO THE BOX, TO RECEIVE 1 POINT (1 WASHER NEGATED YOUR OPPONENT'S POINT AND 1 WASHER SCORED A POINT).

IMPORTANT POINT

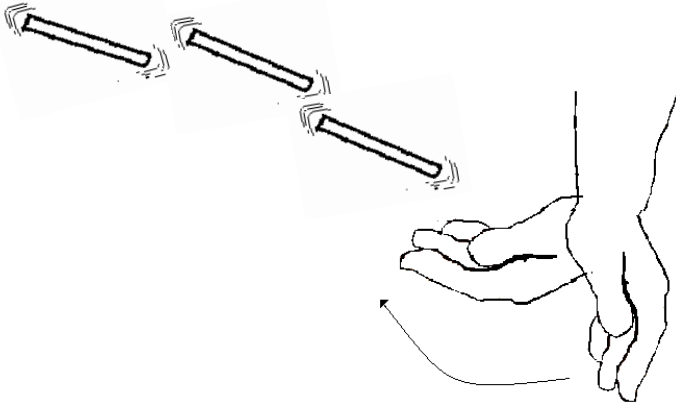
- **A "CUPPER" NEGATES ALL BOX POINTS UNLESS THE OPPONENT ALSO THROWS A CUPPER.**
- **"HANGERS" ARE BONUS POINTS AND CAN NOT BE NEGATED**

FOOT FAULT

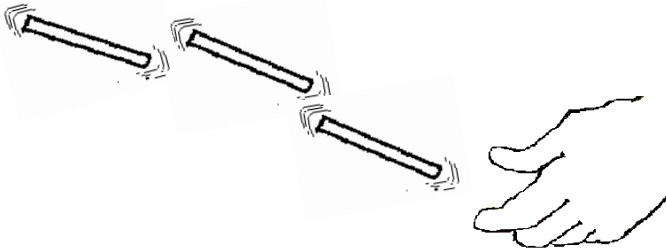
IS STEPPING PAST THE FRONT OF THE WASHER BOX WHEN THROWING. IF A FOOT FAULT OCCURS, THE THROW IS NEGATED. YOU ARE IN CHARGE OF CALLING YOUR OPPONENTS FOOT FAULT, SO IF YOUR OPPONENT IS 6'5" 260LBS IT'S UP TO YOU WHETHER YOU WANT TO CALL IT OR NOT

THE TOSS

WHETHER YOU'RE A SEASONED VETERAN OR A BEGINNER, THE TOSS IS THE MOST IMPORTANT PART OF THE GAME. HERE ARE A FEW TRIED AND TRUE METHODS FOR SUCCESS.



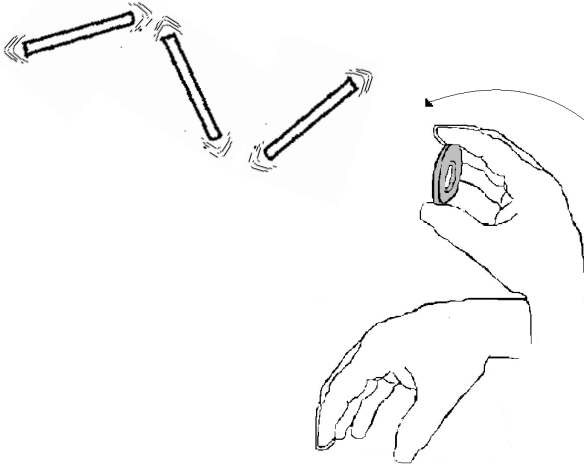
**THE LEVER
WASHER FLOATS
ON ITS AXIS.
A POPULAR
METHOD
BECAUSE OF ITS
HIGH
TRAJECTORY,
RESULT: AN
INCREASE IN THE
TARGET'S
SURFACE AREA.
HIGH BOUNCES
CAN BE A RESULT.**



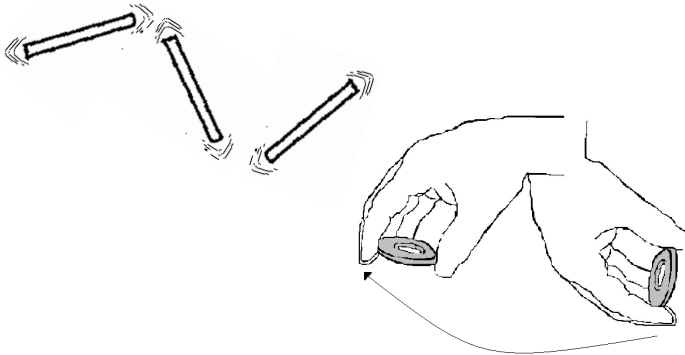
**NINJA
THROWING
STAR
TECHNIQUE
WASHER SPINS
ON ITS AXIS.
RESULT: THE LOW
TRAJECTORY
REDUCES
BOUNCE OUTS, SO
MORE STAY IN
THE BOX. GREAT
FOR SCORING 1
POINTERS .**

THE TOSS

DON'T LIKE ANY OF THOSE TECHNIQUES? THEN TRY ONE OF THESE OR ADOPT YOUR OWN STYLE, LIKE THE "BACK HANDED WHIRLING DERBY"...I HAVE NO IDEA WHAT THAT IS, SORT OF JUST MADE IT UP, BUT IT SOUNDS COOL. POINT IS, ANY TYPE OF TOSSING IS ACCEPTABLE SO HAVE FUN WITH IT.



**BASKETBALL
JOE
MORE OF A
THROW THAN A
TOSS, THE
WASHER FLIPS
ON ITS AXIS.
RESULT: A
PRO FAVORITE
BECAUSE THEY
CAN CONTROL
THE RELEASE
POINT. GREAT
FOR CUPPERS!!!**



**REVERSE
CLAW
WASHER FLIPS
IN REVERSE ON
ITS AXIS.
RESULT: GREAT
FOR PLAYERS
THAT AIM FOR
THE BACK OF THE
BOX, BECAUSE
THE WASHER
TENDS TO
RICOCHET
TOWARDS THE
FRONT**

POINTS

30

ROUNDS

10

HCP

3PTS/RD

SUMMARY

- **HAVE FUN**
- **BE A GOOD SPORT**
- **TRASH TALK, HOOT AND HOLLER**
- **USE YOUR OWL SET EVERYDAY**
- **DON'T SLEEP WITH YOUR OWL SET**
- **REMEMBER THAT YOUR OWL SET ENJOYS LONG RIDES INTO AWESOME TOWN**
- **COORDINATE YOUR CLOTHING TO YOUR OWL SET**
- **YOUR OWL SET MIGHT LIKE A DRINK OF "FUN JUICE"**
- **WHEN YOU SHOW UP WITH YOUR OWL SET, YOU ARE EXPECTED TO WIN!**

**THANK YOU
FOR PLAYING
LIKE
A PRO**



OWL-PRO.COM™
OFFICIAL WASHER LEAGUE